

Transportation Audits: Industry-Driven Accountability

Ashley Peterson, Ph.D.
American Meat Institute



Outline

- History
- AMI's Philosophy
- Total System Approach
- Effect of Animal Handling Audits
- Why do we need transportation audits?
- The Development Process
- Core Criteria



History

- Federal Meat Inspection Act – 1958
- Federal Meat Inspection Act – 1978
- Emergence of Animal Rights Movement – 1980s
- 1991 *Recommended Animal Handling Guidelines for Meat Packers*
- 1996 – Temple Grandin audits for USDA
- 1997 – Good Management Practices for Animal Handling & Stunning



History

- 1997-98 – Reenergized committee with practical approach established
- 1999 – First Animal Handling Conference
- 2005 – Merged 1991 and 2005 documents into *Recommended Animal Handling Guidelines and Audit Guide, 2005*
- 2005 – Launched dedicated web site
- 2007 – Updated guidelines/audit
- 2008 – Westland/Hallmark Meat Recall



AMI's Philosophy

- Optimal welfare is good for livestock – and good for business
- Ensuring animal welfare is ethically appropriate, but also offers distinct benefits
 - Quality
 - Worker safety
 - Employee morale



animalhandling.org

Home Government Regulations Guidelines/Auditing Training/Animal Welfare Assistance

Animal Welfare 101
Press Room
Photography
Frequently Asked Questions
Important Links
Contact Information

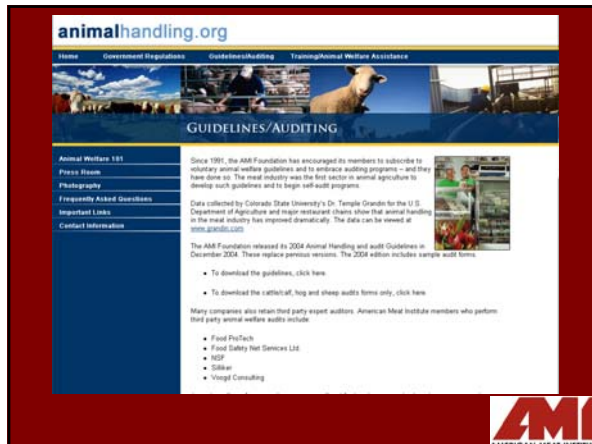
ANIMALHANDLING.ORG IS SPONSORED BY THE U.S. MEAT INDUSTRY, WHICH IS COMMITTED TO ENSURING OPTIMAL LIVESTOCK HANDLING IN ITS PLANTS. OPTIMAL HANDLING IS ETHICALLY APPROPRIATE, CREATES POSITIVE WORKPLACES AND ENSURES HIGHER QUALITY MEAT PRODUCTS.

THE PURPOSE OF THIS WEB SITE IS TWO-FOLD:

- TO PROVIDE INFORMATION TO MEMBERS OF THE MEAT INDUSTRY AND THEIR CUSTOMERS ABOUT GOVERNMENT REGULATIONS, VOLUNTARY GUIDELINES, TRAINING AND CUSTOMER REQUIREMENTS, AND
- TO SERVE AS A RESOURCE TO THE NEWS MEDIA AND THE PUBLIC ABOUT THE TREATMENT OF LIVESTOCK IN MEAT PROCESSING OPERATIONS.

AMI





Total System Approach

- Management commitment
- Design with the animal in mind
- Train employees
- Embrace best practices
- Think creatively
- Measure, measure, measure
- Recognize achievement
- Work collaboratively with your inspector
- Share good ideas/be non-competitive



Why do we need transportation audits?

- Westland/Hallmark
- Continuous inspection
- Our responsibility to the animals and personnel
- Determine areas of needed improvement
- Build customer confidence
- Amazing results with the Animal Handling Guide/Audit




Effect of Animal Handling Audits

**Captive bolt stunning of cattle
% stunned at first stun**

	<u>% of plant 1996</u>	<u>% of plants 2006</u>
• Excellent	18%	56%
• Acceptable	18%	44%
• Not acceptable	9%	0
• Serious problem	55%	0

Source: www.grandin.com




Effect of Animal Handling Audits

Percentage of cattle vocalizing in beef plants

	<u>% of plant 1996</u>	<u>% of plants 2006</u>
• Excellent	45	56
• Acceptable	28	35
• Not Acceptable	24	5
• Serious Problem	5	0

Source: www.grandin.com



The Development Process

- Formed a subcommittee from our Animal Welfare Committee
 - Cargill, Tyson, Maple Leaf, Farmland, Hormel, Johnsonville, Smithfield, etc.
- Outside assistance from Jennifer Woods
- Dr. Temple Grandin's involvement
- Species Covered
 - Swine
 - Beef (including Dairy)
 - Sheep
 - Veal



The Development Process

- Designed with the animal in mind
 - Know your species!
 - Use natural animal instincts
 - Proper gating/avoid sharp corners
 - Understand impact of distractions
 - Proper lighting, footing
- Designed for
 - In-plant use
 - Third party audit use



AMI Transportation Audit Core Criteria 1-7

Swine Transportation Audit
Example



CC 1 - Transportation policy and preparedness for receiving animals

1. Animal welfare policy for transporters?
2. Plant provides environmental management tools?
3. Arrival management plan?
4. Emergency plan for animals in transit?
5. Written policy for immobile/fatigued hogs?



Core Criteria 1, con't.

6. Accessible animal handling tools?
7. Availability of acceptable euthanasia tools?
8. Euthanasia equipment properly stored and maintained?
9. Gates swing freely/free of protrusions?
10. Non-slip flooring
11. Unloading area/ramps in good repair
12. Adequate lighting
13. Staff available for receiving animals?

****Must score 11 out of 13 to pass****



CC 2 – Set-up and Loading of Trailer

- Compartments gated
- Trailer loaded at proper density
- Incompatible animals segregated

****Worth 3 points, must score 90% or above****



CC 3 – Timeliness of Arrival and Animal Unloading

Arrival of truck within:	
60 minutes of scheduled time	Full 4 points
61 – 80 minutes	3 out of 4 points
81 – 100 minutes	2 out of 4 points
100 – 120 minutes	1 out of 4 points
121+ minutes	0 out of 4 points

Plant begins unloading within:	
60 minutes of arrival	Full 4 points
61 – 80 minutes	3 out of 4 points
81 – 100 minutes	2 out of 4 points
100 – 120 minutes	1 out of 4 points
121+ minutes	0 out of 4 points

****Must score 90% or above****



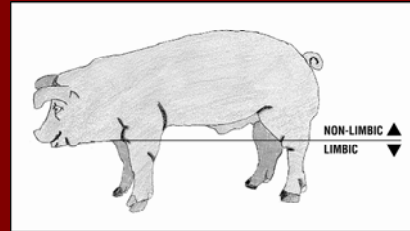
CC 4 – Condition of Trailer

1. Trailer properly aligned with loading dock
2. Non-slip, solid flooring
3. Gates/doors open freely
4. Internal ramps functioning properly
5. No sharp protruding objects
6. Trailer meets cleanliness standards
7. Bedding meets requirements
8. Winter slats or plugs in place at recommended levels

****Must score 90% or above****



CC 5 – Slips and Falls



****For slips, 3% or less is passing****

****For falls, 1% or less is passing****



CC 6 – Electric Prod Use

****5% or less prod use is required****

- **Secondary Items**
 - Does the plant have a 'no prod use' policy posted
 - Do the people unloading have an electric prod in their hands?
 - Did the driver use the electric prod on the pigs in the truck through the sides or roof of the trailer?
 - Were rattle paddles, sort boards or other handling tools used incorrectly?



CC 7 – Condition of Animal

- **Two Categories – Dead on Arrival or Unfit**
 - **0.5% or less DOA's are allowed****
- **Unfit Animals**
 - Immobile
 - Severe Injuries
 - Fatigued
 - Frostbite

****2% or less unfit animals are allowed****



CC 7 – Condition of Animal, Secondary Criteria

- **Emaciated Pigs**
 - Specifically for plant receiving cull animals
 - Talled on the audit but not scored



Figure 6.1. Body Condition Scoring

Score	Condition	Detection of ribs, back bone, "H" bones, and pin bones
1	Emaciated	Obvious
2	Thin	Easily detected with pressure
3	Ideal	Barely felt with firm pressure
4	Fat	None
5	Overly fat	None

Taken from "Assessing Sow Body Condition" by R. D. Coffey, G. R. Parker, and K. M. Laurent (ASC-158; 1999).



Willful Acts of Abuse – Automatic Failure

- Purposefully driving animals on top of each other.
- Dragging any live animal.
- People stepping on or walking on top of the backs of live animals.
- Slamming gates, doors, etc. on animals on purpose.
- Applying electric prods to sensitive parts of the body such as eyes, nose, anus, or testicles.
- Striking, poking or beating animals with handling tools or other objects. (A strike is when your hand rises above the shoulder.)
- Dropping or driving live animals off trailers without adequate unloading facilities.



Sustained Vigilance Essential

- We are not done – and never will be!
- Continued training
- Continued focus
- Small plant outreach
- Ongoing review/updating of guidelines
- PAACO Review
- Development of Unfit to Transport Guidelines



CARING



ODOM'S ANIMAL WELFARE TEAM
APPRECIATION IS EXTENDED TO EACH OF YOU
FOR YOUR TEAMWORK, COMMITMENT AND DEDICATION
TOWARD PROMOTING THE SAFE
AND ETHICAL TREATMENT OF OUR LIVESTOCK.
YOU MAKE A GREAT TEAM!



THANK YOU!!

Ashley Peterson, Ph.D.
apeterson@meatami.com

Jennifer Woods
livestockhandling@mac.com

